

We believe the most compelling way to compound clients' wealth is by utilising multiple return sources to deliver superior risk-adjusted investment outcomes



- Long-term compounding of investor wealth
- Multiple sources of return
- Quarterly distributions
- Risk focused investment mindset

The investment process behind the Talaria Global Equity Fund – Hedged reduces the impact of foreign currency movements by hedging underlying exposures. The Fund takes a high conviction, value biased approach to construct a portfolio of high quality, large cap companies from around the globe. Our unique investment methodology harnesses the benefits of consistent income generation and capital appreciation to grow investors' real wealth.

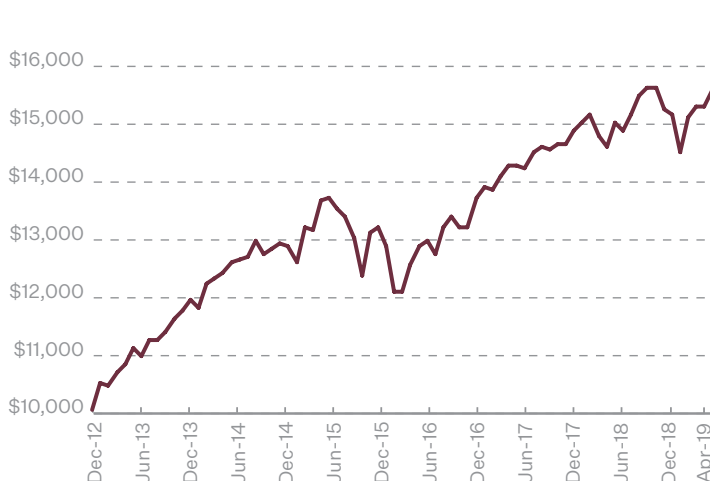
Performance as at 30 April 2019¹

	1 Month	3 Months	6 Months	1 Year	3 Years (pa)	5 Years (pa)	Since Inception (pa) ²
Income³	0.00	0.00	0.00	4.31	6.37	7.19	6.75
Growth	1.94	3.10	2.29	-0.66	0.27	-2.52	0.50
Total Return	1.94	3.10	2.29	3.64	6.64	4.67	7.25
Avg. Market Exposure⁵	58%	60%	63%	63%	61%	61%	61%

¹ Fund Returns are calculated after fees and expenses and assume the reinvestment of distributions
² Inception date for performance calculation is 1 October 2005

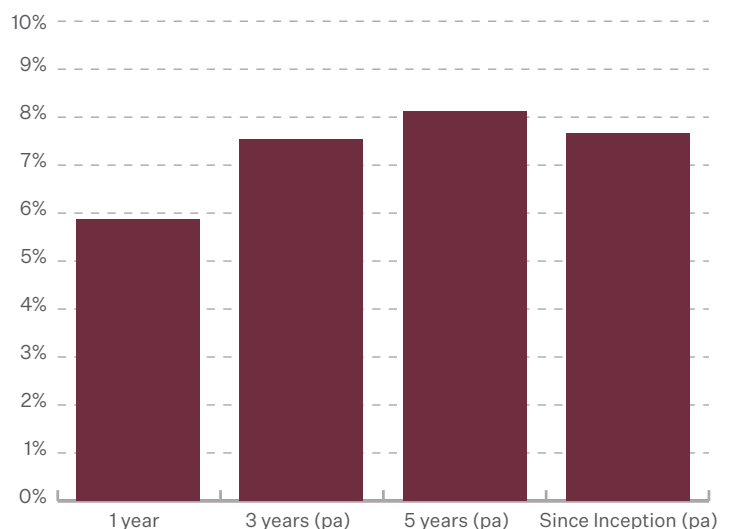
³ Income includes realised capital gains
⁴ Past performance is not a reliable indicator of future performance
⁵ Average Market Exposure calculated on delta-adjusted exposure of underlying portfolio. Since inception market exposure is calculated from September 2008

Growth of \$10,000 Since Inception⁶



⁶ Calculations are based on exit price, net of management fees and expenses and assumes reinvestment of distributions Past performance is not a reliable indicator of future performance

Annual Distributions⁷



⁷ Illustrates Distribution Returns for the Talaria Global Equity Fund - Hedged Units for the financial year ending 30 June 2018. Inception date is 31 December 2012.

Talaria Asset Management
330 Collins Street
Melbourne, VIC, Australia 3000
talariacapital.com.au

Contact
Duncan Knight
Head of Key Accounts
+61 438 536 980
dknight@talariacapital.com.au

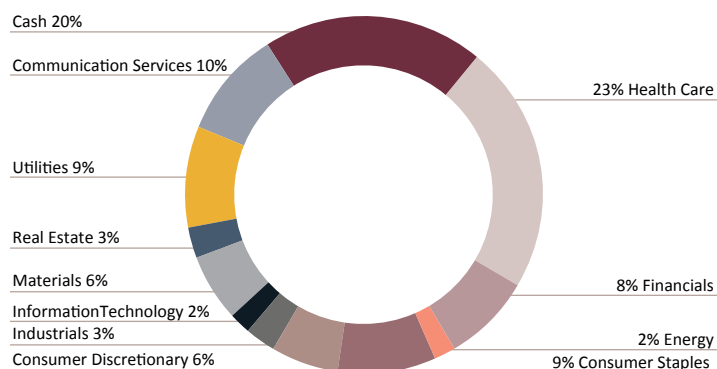


Top 10 Holdings⁸

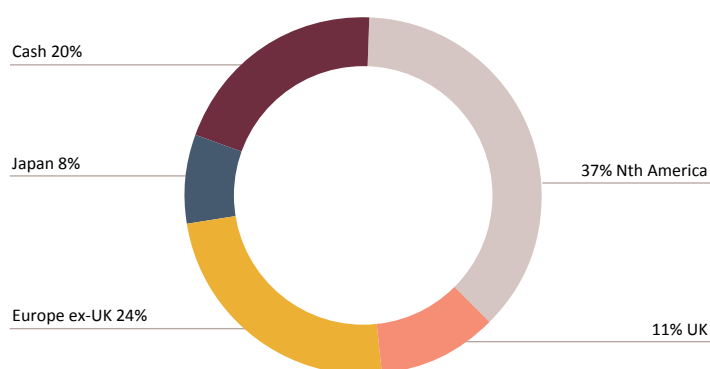
Company Name	Holding	Country	Sector	Description
WPP	5.7%	United Kingdom	Media	World leader in advertising and marketing services
Sanofi	4.2%	France	Healthcare	Top 5 pharmaceutical firm with leading positions in diabetes and rare diseases
McKesson	4.1%	USA	Healthcare	Largest pharmaceutical distributor in North America
Bayer	4.0%	Germany	Pharmaceuticals	Multinational pharmaceutical and life sciences company
Wheaton Precious Metals	3.9%	USA	Materials	One of the largest precious metals streaming companies in the world
Hydro One	3.8%	Canada	Utilities	Electricity utility serving the Canadian province of Ontario
Roche	3.5%	Switzerland	Health Care	A global leader in Cancer treatments
Gilead	3.2%	USA	Healthcare	Leading research based biopharmaceutical company
Land Securities	2.9%	United Kingdom	Real Estate	Largest commercial property development and investment company in UK
Sumitomo Mitsui Trust	2.9%	Japan	Financials	Largest trust bank in Japan

⁸ Weightings include option positions held and cash backing put options. It assumes that put options will be exercised. Should the put option not be exercised the cash will revert to the unencumbered cash portfolio or may be used to cover further put options

Sector Allocation⁹



Regional Allocation¹⁰



^{9,10} Weightings include option positions held and cash backing put options. It assumes that put options will be exercised. Should the put option not be exercised the cash will revert to the unencumbered cash portfolio or may be used to cover further put options

Fund Snapshot

APIR Code	WFS0547AU	Inception Date	31 December 2012
Management Fee	1.20% p.a. of the net asset value of the Fund plus Recoverable Expenses	Liquidity	Daily
Recoverable Expenses	Estimated to be 0.12% of net asset value of the Fund each Financial Year	Exit Price	\$1.0192 (30 Apr 2019)
Major Platform Availability	Asgard, Ausmaq, BT Wrap, BT Panorama, Hub24, Linear, Netwealth, Powerwrap	Buy / Sell Spread	0.30% / 0.30%
		Distributions	Quarterly
		Minimum Investment	\$5,000

Important Information

Units in the Talaria Global Equity Fund - Hedged (the Fund) are issued by Australian Unity Funds Management Limited ABN 60 071 497 115, AFS Licence No. 234454. Talaria Asset Management Pty Ltd ABN 67 130 534 342, AFS Licence No. 333732 is the investment manager and distributor of the Fund. References to "we" means Talaria Asset Management Pty Ltd, the investment manager. The information in this document is general information only and is not based on the objectives, financial situation or needs of any particular investor. In deciding whether to acquire, hold or dispose of the product you should obtain a copy of the current Product Disclosure Statement (PDS) for the Fund and consider whether the product is appropriate for you. A copy of the PDS is available at australianunity.com.au/wealth or by calling Australian Unity Wealth Investor Services team on 13 29 39. Investment decisions should not be made upon the basis of the Fund's past performance or distribution rate, or any ratings given by a rating agency, since each of these can vary. In addition, ratings need to be understood in the context of the full report issued by the rating agency itself. The information provided in the document is current at the time of publication.